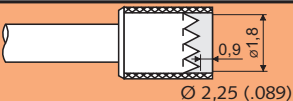


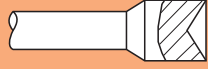









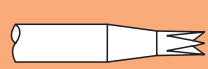



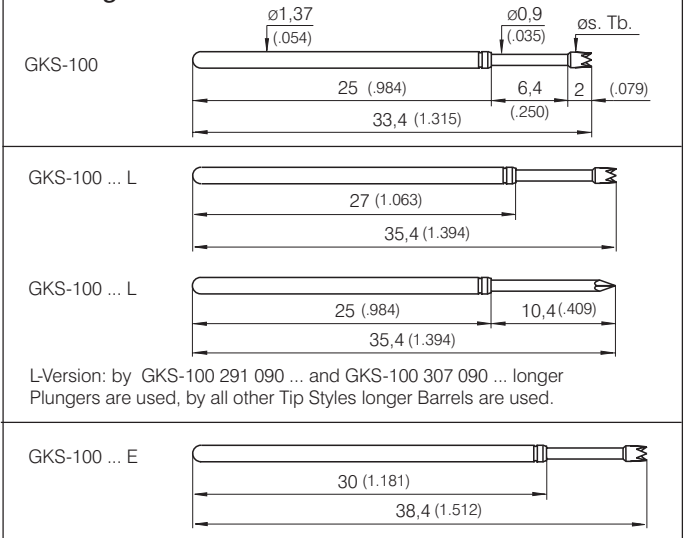


Available Tip Styles				
Material	Tip Style	Standard Plating	Special Versions	
			Ø	Ø(inch)
0	06 * 	A		
2	01 	A		
3	02 	A		
3	03 	A		
2	04 	A		
2	04 	A	1,50	(.059)
3	05 	A	0,50 0,64 1,30	(.020) (.025) (.051)
3	06 	A	1,50 2,00 2,50 3,00	(.059) (.079) (.098) (.118)
3	07 	A		
3	07 	A	1,70	(.067)
2	09 	A		
3	13 	A		
2	14 	A	0,80	(.031)
2	14 	A		
2/3	14 	A	1,50	(.059)
2	17 	A		
2	24 	A	1,50	(.059)

* Tip Height: 2,9 mm (.114) - Total Length 0,9 mm (.035) longer than Standard

Mounting and Functional Dimensions



Mechanical Data

Working Stroke: 4,3 mm (.169)
 Maximum Stroke: 6,35 mm (.250)
 Spring Force at Work. Stroke: 2,0 N (7.2 oz.)
 alternative: 0,6 N (2.2oz); 1,0 N (3.6oz);
 1,5 N (5.4oz); 2,25 N (8.1oz);
 3,0 N (10.8oz); 4,0 N (14.4oz)
 Test Point Size: $\geq \text{Ø } 0,8 \text{ mm } (.031)$

Collar Height and Installation Height

To adjust the Installation Height, use Receptacles (KS) either with Collar or with Press-ring (see Usage Examples > Page 19)

	GKS-100	GKS-100 ... L	GKS-100 ... E
KS-100 47 05	10,5 (.413)	12,5 (.492)	15,5 (.610)
KS-100 47 25	13,0 (.512)	15,0 (.591)	18,0 (.709)
KS-100 47 40	14,5 (.571)	16,5 (.650)	19,5 (.768)
KS-100 30 / 47	16,0 (.630)	18,0 (.709)	21,0 (.827)
KS-100 xx G	16,0 (.630)	18,0 (.709)	21,0 (.827)
KS-100 xx G	variable	variable	variable

Electrical Data

Current Rating: 5-8 A
 R_t typical: < 20 m Ω (** > 100 m Ω)

Operating Temperature

Standard: -40° up to +80° C
 **With Spec. Designation "C": -100° up to +200° C (2,0 N; 3,0 N)
 C-Versions only available for GKS-100 with total length 33,4 mm (1.315).

Mounting Hole Size

For KS-100...G when pressing the Press-ring into the Mount. Hole in Material CEM 1 and FR 4: Ø 1,70 - 1,75 mm (.0669 - .0689)

For KS-100 with Collar or Press-ring as a collar-stop
 in CEM 1: Ø 1,68 - 1,69 mm (.0661 - .0665)
 in FR 4: Ø 1,69 - 1,70 mm (.0665 - .0669)

Materials

Plunger: BeCu or Steel, gold-plated
 Barrel: Nickel-Silver or Bronze, gold-plated
 Spring: Steel, gold-plated or stainless steel** (C)
 Receptacle: Nickel-Silver or Brass, gold-plated

Tools:

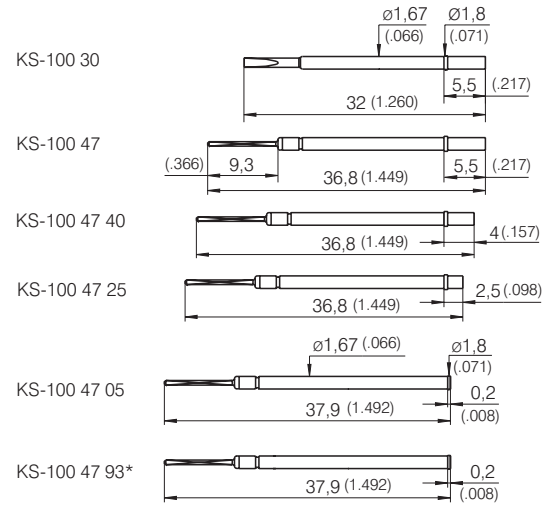
Insertion and Extraction Tools for GKS and KS > see Page 80.

For checking the Stroke of a Test Fixture, we recommend the usage of Stroke Measurement Probes (see page 78)

Available Tip Styles				Special Versions		
Material	Tip Style	Standard Plating	Tip Style	Standard Plating	Ø	Ø(inch)
2	25	A		A	1,50	(.059)
2	31	A		A		
2	33	A		A		
2	38	A		A		
3	55	A		A		
max.Stroke: 4,7mm (.185)						
2	77	A		A		
2	88	A		A		
2	89	A		A		
2	91	A		A		
2	91	A		A		
2	93*	A		A		
*5 mm longer as Standard						
2	97	A		A		
2	98	A		A		

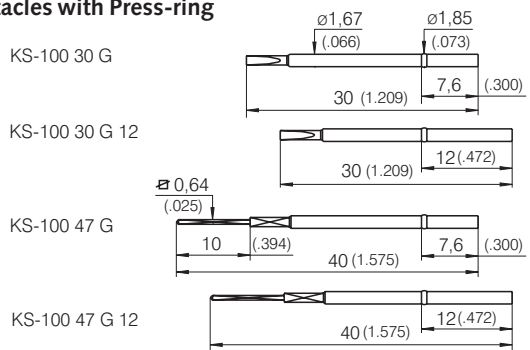
Receptacles with Collar

(Versions with Wire-Wrap Posts are vacuum-sealed)



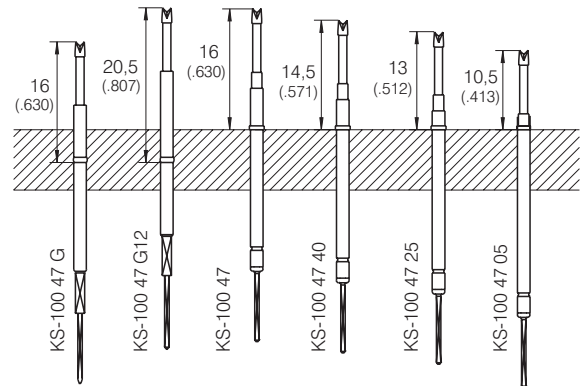
*for usage with Tip Style 93

Receptacles with Press-ring



Receptacles for Wireless Test Fixture see page 16

Examples with GKS-100 (Total Length GKS = 33,4mm (1.315))



* Note to GKS-100 with Tip Style 93:
 Installation Height with KS-100 30/47: 21,0 mm (.827)
 Installation Height with KS-100 47 93: 16,0 mm (.630)
 It is recommended to use Tip Style "93" in combination with the Test Probe series "GKS-100...E"

Note:
 Receptacles with square-post length 13 mm (.512) and 18 mm (.709) are ordered with the Designation "-13" resp. "-18":
 KS - 100 47 G 12-13 (-18), KS - 100 47-13 (-18)

Ordering Example:

Series	Tip Material	Tip Style	Tip-Diameter (1/100 mm)	Plating	Spring Force (dN)	Collar Height (mm)	Special-Designation
2 = Steel				A = Gold			
3 = BeCu							

Test Probe with total length 33,4 mm (1.315):

G K S 1 0 0 3 0 7 1 5 0 A 3 0 0 0

Test Probe with total length 35,4 mm (1.394):

G K S 1 0 0 2 9 1 0 9 0 A 2 0 0 0 L

Test Probe with total length 38,4 mm (1.512):

G K S 1 0 0 3 0 6 1 3 0 A 1 5 0 0 E

Receptacle:

KS - 1 0 0 3 0 G

All specifications are subject to change without prior notification